


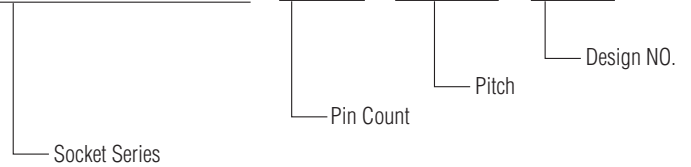
# TEST SOCKET



※RoHS compliant

## ORDERING PROCEDURE

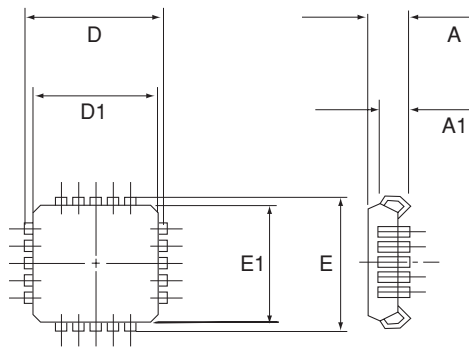
**T/FP/FPQ/PLCC** - □□□ - □. □□ - □□□



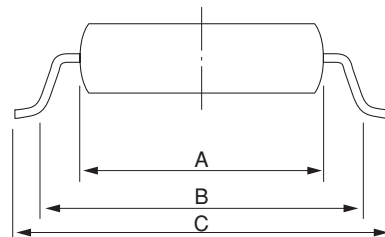
Specification / 仕様	
Contact resistance (Initial) 接触抵抗 (初期値)	30mΩ or less (At 10mA)
Maximum voltage 耐電圧	AC700V RMS (for 1 minute) Below 0.5mm Pitch AC500V RMS (for 1 minute)
Insulation resistance 絶縁抵抗	1,000MΩ or higher (At DC 500V)
Operating temperature range 仕様温度	-65°C ~ +150°C
Terminal strength against pulling 端子抜け強度	0.5kg (1 min)
Insertion 機械寿命	Min. 10,000 cycle (Mechanical)
MATERIAL / 材質	
Body 本体	PEI
Contact コンタクトピン	BeCu, Au plating (Ni-base)

## APPLICABLE IC DIMENSIONS

PLCC



SOP  
TSOP  
QFP



SOP

Unit: mm (in.)

PART NO.	PIN COUNT	PITCH	APPLICABLE IC DIMENSIONS (REF.)			REMARKS
			A	B	C	
FP-28(32)-1.27-19	28	1.27 (50mil)	8.23 (0.324)	10.13 (0.398)	11.43 (0.449)	450mil
FP-32-1.27-17	32	1.27 (50mil)	10.14 (0.399)	12.04 (0.473)	13.34 (0.524)	525mil
FP-44-1.27-02	44	1.27 (50mil)	12.04 (0.473)	13.94 (0.548)	15.24 (0.599)	600mil
FP-70-0.8-03	70	0.8 (31mil)	13.00 (0.512)	14.20 (0.560)	16.00 (0.630)	600mil

PLCC

Unit: mm (in.)

PART NO.	PIN COUNT	PITCH	APPLICABLE IC DIMENSIONS (REF.)						REMARKS
			A	A <sub>i</sub>	D	D <sub>i</sub>	E	E <sub>i</sub>	
PLCC-32-1.27-04	32	1.27 (50mil)	2.95 (0.116)	2.16 (0.085)	14.99 (0.589)	13.97 (0.549)	12.45 (0.489)	11.43 (0.449)	
PLCC-44-1.27-05	44	1.27 (50mil)	4.39 (0.173)	3.88 (0.152)	17.53 (0.689)	16.54 (0.650)	17.53 (0.689)	16.54 (0.650)	

# Applicable IC/TSOP. QFP

## MEMORY TEST SOCKETS

### TSOP TYPE I

Unit: mm (in.)

PART NO.	PIN COUNT	PITCH	APPLICABLE IC DIMENSIONS (REF.)			REMARKS
			A	B	C	
T-28-0.55-813A	28	0.55 (21.7mil)	11.8 (0.465)	12.2 (0.480)	13.4 (0.528)	8×13
T-32-0.5-813A	32	0.5 (19.6mil)	11.8 (0.465)	12.2 (0.480)	13.4 (0.528)	8×13.4
T-32-0.5-813B	32	0.5 (19.6mil)	11.8 (0.465)	12.2 (0.480)	13.4 (0.528)	8×13.4
T-32-0.5-814A	32	0.5 (19.6mil)	12.4 (0.488)	12.8 (0.504)	14 (0.551)	8×14
T-32-0.5-820B	32	0.5 (19.6mil)	18.4 (0.724)	18.8 (0.740)	20 (0.787)	8×20
T-40-0.5-A14A	40	0.5 (19.6mil)	12.4 (0.488)	12.8 (0.504)	14 (0.551)	10×14
T-40-0.5-A20B	40	0.5 (19.6mil)	18.4 (0.724)	18.8 (0.740)	20 (0.787)	10×20
T-48-0.5-C18A	48	0.5 (19.6mil)	16.4 (0.646)	16.8 (0.661)	18 (0.709)	12×18
T-48-0.5-C20B	48	0.5 (19.6mil)	18.4 (0.724)	18.8 (0.740)	20 (0.787)	12×20
T-48-0.5-21	48	0.5 (19.6mil)	18.4 (0.724)	18.8 (0.740)	20 (0.787)	12×20 SMT Type
T-48-0.4-A14B	48	0.4 (15.7mil)	12.4 (0.488)	12.8 (0.504)	14 (0.551)	10×14
T-56-0.5-E20A	56	0.5 (19.6mil)	18.4 (0.724)	18.8 (0.740)	20 (0.787)	14×20

### TSOP TYPE II

Unit: mm (in.)

PART NO.	PIN COUNT	PITCH	APPLICABLE IC DIMENSIONS (REF.)			REMARKS
			A	B	C	
FP-20(34)-1.27-32B	20	1.27 (50mil)	7.62 (0.300)	8.22 (0.324)	9.22 (0.363)	300mil
FP-24(34)-1.27-32B	24	1.27 (50mil)	7.62 (0.300)	8.22 (0.324)	9.22 (0.363)	300mil
FP-28(36)-1.27-32B	28	1.27 (50mil)	7.62 (0.300)	8.22 (0.324)	9.22 (0.363)	300mil
FP-28(36)-1.27-42B	28	1.27 (50mil)	10.16 (0.400)	10.76 (0.424)	11.76 (0.463)	400mil
FP-32(36)-1.27-42B	32	1.27 (50mil)	10.16 (0.400)	10.76 (0.424)	11.76 (0.463)	400mil
FP-36-1.0-42B	36	1.0 (39mil)	10.16 (0.400)	10.76 (0.424)	11.76 (0.463)	400mil
FP-40(44)-0.8-42B	40	0.8 (31mil)	10.16 (0.400)	10.76 (0.424)	11.76 (0.463)	400mil
FP-44-0.8-42B	44	0.8 (31mil)	10.16 (0.400)	10.76 (0.424)	11.76 (0.463)	400mil
FP-50-0.8-42B	50	0.8 (31mil)	10.16 (0.400)	10.76 (0.424)	11.76 (0.463)	400mil
FP-44(50)-0.8-42B	44	0.8 (31mil)	10.16 (0.400)	10.76 (0.424)	11.76 (0.463)	400mil
FP-54-0.8-42B	54	0.8 (31mil)	10.16 (0.400)	10.76 (0.424)	11.76 (0.463)	400mil
FP-70-0.65-42B	70	0.65 (26mil)	10.16 (0.400)	10.76 (0.424)	11.76 (0.463)	400mil
FP-86-0.5-42B	86	0.5 (19.6mil)	10.16 (0.400)	10.76 (0.424)	11.76 (0.463)	400mil
FP-40(48)-0.8-52B	40	0.8 (31mil)	12.7 (0.500)	13.3 (0.524)	14.3 (0.563)	500mil

### QFP

Unit: mm (in.)

PART NO.	PIN COUNT	PITCH	APPLICABLE IC DIMENSIONS (REF.)			REMARKS
			A	B	C	
FPQ-44-0.8-22	44	0.8 (31mil)	10×10 (0.394×0.394)	11×11 (0.433×0.433)	12×12 (0.472×0.472)	10×10
FPQ-100-0.5-23	100	0.5 (19.6mil)	14×14 (0.551×0.551)	15×15 (0.591×0.591)	16×16 (0.630×0.630)	14×14
FPQ-100-0.65-33	100	0.65 (26mil)	14×20 (0.551×0.787)	15×21 (0.591×0.827)	16×22 (0.630×0.866)	14×20S
FPQ-100-0.65-34	100	0.65 (26mil)	13.9×19.9 (0.547×0.783)	15.6×21.6 (0.614×0.850)	17.2×23.2 (0.677×0.913)	14×20L
FPQ-120-0.5-01	120	0.5 (19.6mil)	14×20 (0.551×0.787)	15×21 (0.591×0.827)	16×22 (0.630×0.866)	14×20S
FPQ-128-0.5-09	128	0.5 (19.6mil)	14×20 (0.551×0.787)	15.6×21.6 (0.614×0.850)	17.2×23.2 (0.677×0.913)	14×20L
FPQ-128-0.5-10	128	0.5 (19.6mil)	14×20 (0.551×0.787)	14.8×20.8 (0.583×0.819)	16×22 (0.630×0.866)	14×20S