


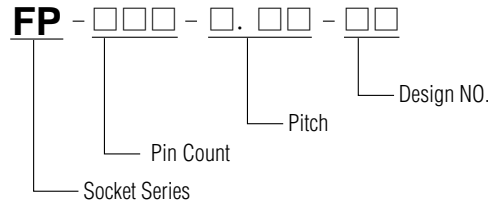
SOP

SMALL OUTLINE PACKAGE



- Floating base design simplifies device loading and positioning while providing superior lead protection.
- RoHS compliant

ORDERING PROCEDURE



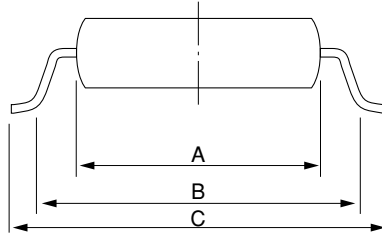
SPECIFICATIONS

- Contact resistance: Initial 30m Ω or 50m Ω (At 10 mA)
- Maximum voltage: AC700V RMS (for 1 minute)
(Below 0.5mm Pitch)
(AC500V RMS (for 1 minute))
- Insulation resistance: 1,000M Ω or higher (At DC 500V)
- Rated current: 1A
- Operating temperature range: -65°C ~ +150°C
- Terminal strength against pulling: 0.5kg (1 min)
- Insertion: Min. 10,000 times (mechanical)

MATERIAL

- Body: PEI or PPS
- Contact: BeCu, SnNiCu, Au plating (Ni-base)

APPLICABLE IC DIMENSIONS



Unit: mm (in.)

PART NO.	PIN COUNT	PITCH	APPLICABLE IC DIMENSIONS (REF.)			REMARKS
			A	B	C	
FP-8(16H)-1.27-06	8	1.27 (50mil)	3.9 (0.153)	5.4 (0.212)	6.9 (0.271)	with Adaptor
FP-8(20)-0.65-02A	8	0.65 (26mil)	4.4 (0.173)	5.4 (0.212)	6.4 (0.251)	
FP-8(24)-0.65-01A	8	0.65 (26mil)	5.6 (0.220)	6.6 (0.259)	7.6 (0.299)	
FP-10(16)-0.65-02A	10	0.65 (26mil)	4.4±0.1 (0.173)	5.6 (0.22)	6.4±0.15 (0.251)	
FP-14(16H)-1.27-05	14	1.27 (50mil)	3.9 (0.153)	5.4 (0.212)	6.9 (0.271)	
FP-14(20)-1.27-06	14	1.27 (50mil)	5.3 (0.208)	7.1 (0.279)	7.8 (0.307)	
FP-14(28H)-1.27-07	14	1.27 (50mil)	7.9 (0.311)	9.6 (0.377)	10.4 (0.409)	
FP-16-0.65-01A	16	0.65 (26mil)	4.4 (0.173)	5.4 (0.212)	6.4 (0.251)	with Floating
FP-16-0.65-02A	16	0.65 (26mil)	4.4 (0.173)	5.4 (0.212)	6.4 (0.251)	with Flange
FP-16-1.27-05	16	1.27 (50mil)	3.9 (0.153)	5.4 (0.212)	6.9 (0.271)	
FP-16(20)-1.27-06	16	1.27 (50mil)	5.3 (0.208)	7.1 (0.279)	7.8 (0.307)	
FP-16(28H)-1.27-07	16	1.27 (50mil)	7.9 (0.311)	9.6 (0.377)	10.4 (0.409)	
FP-16(28H)-1.27-08	16	1.27 (50mil)	7.9 (0.311)	9 (0.354)	10.5 (0.413)	
FP-18(20)-1.27-06	18	1.27 (50mil)	5.3 (0.208)	7.1 (0.279)	7.8 (0.307)	with Adaptor
FP-18(28H)-1.27-07	18	1.27 (50mil)	7.9 (0.311)	9.6 (0.377)	10.4 (0.409)	
FP-20-0.65-01A	20	0.65 (26mil)	4.4 (0.173)	5.4 (0.212)	6.4 (0.251)	with Floating
FP-20-0.65-02A	20	0.65 (26mil)	4.4 (0.173)	5.4 (0.212)	6.4 (0.251)	with Flange
FP-20-1.27-03	20	1.27 (50mil)	7.6 (0.299)	9.2 (0.377)	10.2 (0.401)	
FP-20-1.27-06	20	1.27 (50mil)	5.3 (0.208)	7.1 (0.279)	7.8 (0.307)	
FP-20(28H)-1.27-06	20	1.27 (50mil)	8.4 (0.330)	10.2 (0.401)	12 (0.472)	
FP-20(28H)-1.27-07	20	1.27 (50mil)	7.9 (0.311)	9.6 (0.377)	10.5 (0.413)	
FP-20(28H)-1.27-08	20	1.27 (50mil)	7.9 (0.311)	9 (0.354)	10.5 (0.413)	
FP-24-0.65-01A	24	0.65 (26mil)	5.6 (0.220)	6.6 (0.259)	7.6 (0.299)	with Floating
FP-24-0.65-02A	24	0.65 (26mil)	5.6 (0.220)	6.6 (0.259)	7.6 (0.299)	with Flange
FP-24-1.27-04	24	1.27 (50mil)	8.4 (0.330)	10.2 (0.401)	12 (0.472)	
FP-24-1.27-08	24	1.27 (50mil)	5.3 (0.208)	7 (0.275)	8 (0.315)	

Applicable IC/SOP SOL SSOP TSOP CLAM SHELL TYPE SOCKET

Unit: mm (in.)

PART NO.	PIN COUNT	PITCH	APPLICABLE IC DIMENSIONS (REF.)			REMARKS
			A	B	C	
FP-24(28H)-1.27-07	24	1.27 (50mil)	7.9 (0.311)	9.6 (0.377)	10.4 (0.409)	
FP-24(28H)-1.27-08	24	1.27 (50mil)	7.9 (0.311)	9.0 (0.354)	10.5 (0.413)	
FP-28-0.8-01	28	0.8 (32mil)	7.2 (0.283)	8.5 (0.334)	9.3 (0.366)	
FP-28-1.27-06	28	1.27 (50mil)	8.4 (0.330)	10.2 (0.401)	12 (0.472)	
FP-28-1.27-07	28	1.27 (50mil)	7.9 (0.311)	9.6 (0.377)	10.4 (0.409)	
FP-28-1.27-08	28	1.27 (50mil)	7.8 (0.307)	9 (0.354)	10.5 (0.413)	
FP-28-1.27-08A	28	1.27 (50mil)	7.9 (0.311)	9 (0.354)	10.5 (0.413)	
FP-28-1.27-10	28	1.27 (50mil)	7.9 (0.311)	9.4 (0.370)	12 (0.472)	
FP-28-1.27-15B	28	1.27 (50mil)	9 (0.354)	10.2 (0.401)	11.6 (0.456)	
FP-28-1.27-17A	28	1.27 (50mil)	8.6 (0.338)	9.6 (0.377)	11.8 (0.464)	Dead Bug only
FP-28-1.27-22	28	1.27 (50mil)	8.6 (0.338)	max 10.3 (0.405)	11.8 (0.464)	
FP-28(30)-0.65-01A	28	0.65 (26mil)	5.6 (0.220)	6.6 (0.259)	7.6 (0.299)	
FP-30-0.65-01A	30	0.65 (26mil)				with Floating
FP-32-1.0-02	32	1.0 (39mil)	5.4 (0.212)	6.4 (0.251)	7.8 (0.307)	
FP-32-1.0-03	32	1.0 (39mil)	7.2 (0.283)	8.5 (0.334)	9.3 (0.336)	
FP-32-1.27-10	32	1.27 (50mil)	11.6 (0.456)	12.6 (0.496)	14.2 (0.559)	Dead Bug only
FP-32-1.27-03	32	1.27 (50mil)	8.9 (0.350)	11.3 (0.444)	12.5 (0.492)	
FP-32-1.27-06	32	1.27 (50mil)	10.7 (0.421)	12.5 (0.492)	14.2 (0.559)	
FP-48-0.8-03	48	0.8 (32mil)	14×20 (0.551×0.787)	14.8 (0.582)	15.6 (0.614)	